

Lawn Watering Guide

for **Southeastern Colorado**

The high, dry climate of southeastern Colorado makes it tough to keep Bluegrass lawns green, but maintaining a good looking lawn doesn't have to mean applying excessive amounts of water.

Did you know that 50% of Colorado's treated drinkable water is applied outside onto our landscapes? We feel we have much more important things to do with our water.

Water is one of our most precious and valuable resources.



Visit
Southeastern Colorado Water Conservancy District's Xeriscape Demonstration Garden

located at
31717 United Ave.
Pueblo, CO 81001




For more information
Call 719-948-2400
or visit
www.secwcdxeriscape.org

Watering Tips

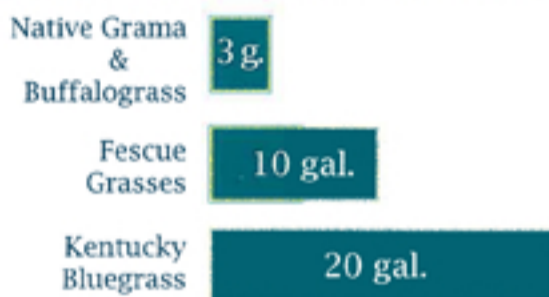
- Water infrequently but thoroughly to promote vigorous root growth and allow the lawn to benefit from rainfall.
- Minimize runoff by allowing for soak-time between several shorter watering cycles.
- Water when your lawn shows the need. A change of color and foot prints that remain for a long time indicate a thirsty lawn.
- If a small area is dry, water that spot by hand.
- Check regularly for broken or missing sprinkler heads. Make sure sprinklers are adjusted properly to water your lawn, not the pavement.
- Run your sprinklers during periods of low wind. Sprinkler performance and efficiency decrease rapidly as wind speed increases.
- Water late in the evening or early in the morning.
- To increase irrigation efficiency consider using new technology like rain, wind, and temperature shut off devices, evapotranspiration (ET) controllers, subsurface drip irrigation line and soil moisture probes

Consider alternative grasses to reduce your water consumption

Inches of water needed every week during hot months



Gallons of Water Applied on a 1 ft. sq. area over a 20 week irrigation period



SECWCD has a number of these alternative turf grasses on display at the Demonstration Xeriscape Garden in the Experimental Grass Plot.



How Much Water Does Your Bluegrass Need?

To measure Sprinkler Precipitation Rate:

- Set out 6 identical cans between sprinkler heads in the same sprinkler zone.
- Run the sprinklers for 10 minutes.
- Pour all of the water into one can.
- Measure and record the depth.
- Repeat for each sprinkler zone.

This is your sprinkler precipitation rate in inches per hour.

- Zone 1 = _____ in/hr
 Zone 2 = _____ in/hr
 Zone 3 = _____ in/hr
 Zone 4 = _____ in/hr
 Zone 5 = _____ in/hr
 Zone 6 = _____ in/hr
 Zone 7 = _____ in/hr
 Zone 8 = _____ in/hr
 Zone 9 = _____ in/hr
 Zone 10 = _____ in/hr
 Zone 11 = _____ in/hr
 Zone 12 = _____ in/hr

Sprinkler Runtime Table

In Minutes

Sprinkler Output	Inches of Water Needed						
	1/4"	3/8"	1/2"	5/8"	3/4"	1"	
1/4"	60	90	120	150	180	240	
3/8"	40	60	80	100	120	160	
1/2"	30	45	60	75	90	120	
5/8"	24	36	48	60	72	96	
3/4"	20	30	40	50	60	80	
7/8"	18	27	34	43	52	69	
1"	15	23	30	38	45	60	

To determine how long to run your sprinkler:

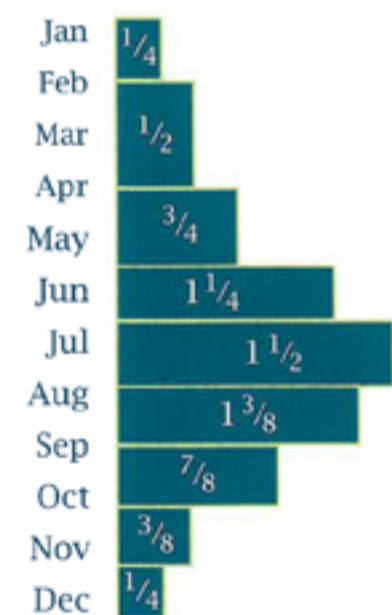
- Find the sprinkler output rate that matches yours in the column at the left.
- Move right along the row with your sprinkler output to the vertical column headed by the amount needed to water your lawn.
- The box at the intersection of the sprinkler output row and the column headed by the amount you need to water your lawn shows the number of minutes to run your sprinkler. For example, if your sprinkler output rate is 7/8" per hour, and you need to apply 1/2" of water to your bluegrass, you should run your sprinkler for 34 minutes.

Watering by resetting Your Sprinkler's Timer Every Month

- Determine your sprinkler's output rate in inches per hour by using the Sprinkler Precipitation Rate Worksheet.
- At the beginning of each month, find out how much water your bluegrass needs each week from the Monthly Water Needs Chart to the right.
- Divide the amount of weekly water your bluegrass needs (step 2) by the number of times you want to water your lawn each week. (Usually, watering two or three times a week is sufficient.)
- Use the Sprinkler Runtime Table to find out how long to run your sprinklers.
- Run your sprinklers for the number of minutes indicated in step 4.

Monthly Watering Needs

Inches Per Week



Kentucky Bluegrass thrives on far less water than the average homeowner applies to it. Bluegrass only needs water every two or three days, not every day. Watering deeply and less often results in a healthier lawn with a deeper root system.



This brochure is provided by a grant from:

